

ABC Company

Prevue Report

- Selection
- Coaching
- Individual
- **Succession Planning**
- Working Characteristics

on

Ms. Joanne Allenby

11/04/2002

Serviced By:
Your Dealer



Prevue Succession Plan

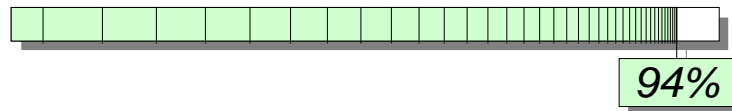
Ms. Joanne Allenby

The following Prevue Succession Planning Report will enhance your internal resource management.

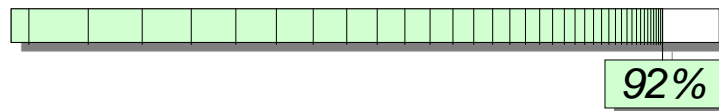
Ms. Joanne Allenby has been compared to the benchmarks selected. You may repeat this process as often as required, and select as many benchmarks as you wish. The software calculates each Prevue benchmark's suitability, and lists them in a descending order of percentage fit.

The following benchmarks were chosen for this Succession Planning report.

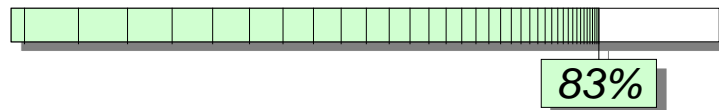
1. *Administration Clerk



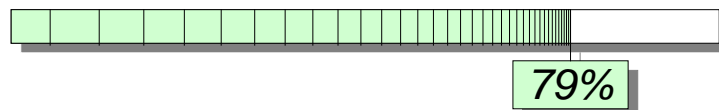
2. *Inventory Controller



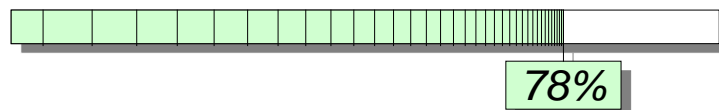
3. *Inside Sales Administrator



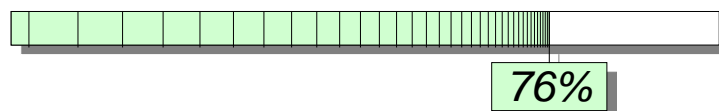
4. *Executive Assistant



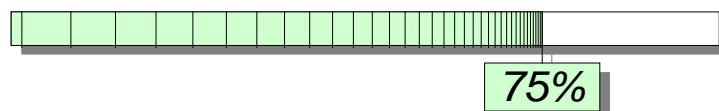
5. *Service Dispatcher



6. *Customer Service Representative

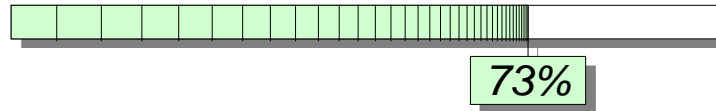


7. *Marketing Co-Ordinator

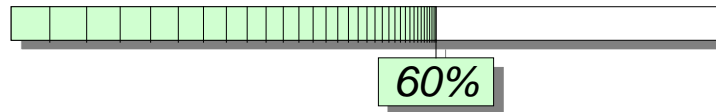


Prevue Succession Plan

8. *Outbound Telemarketing



9. *Sales Representative

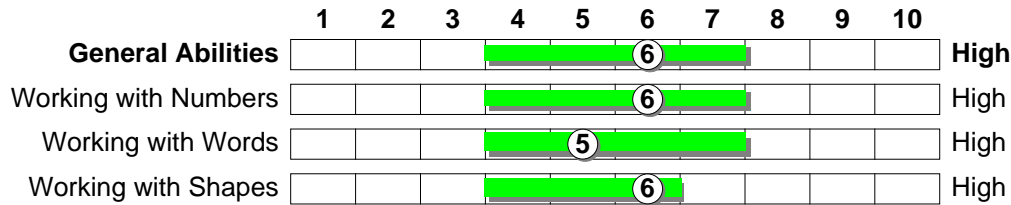


Prevue Benchmark

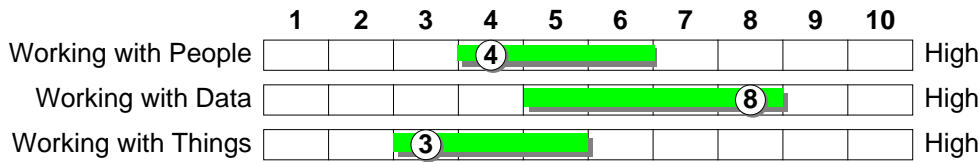
Joanne Allenby

*Administration Clerk

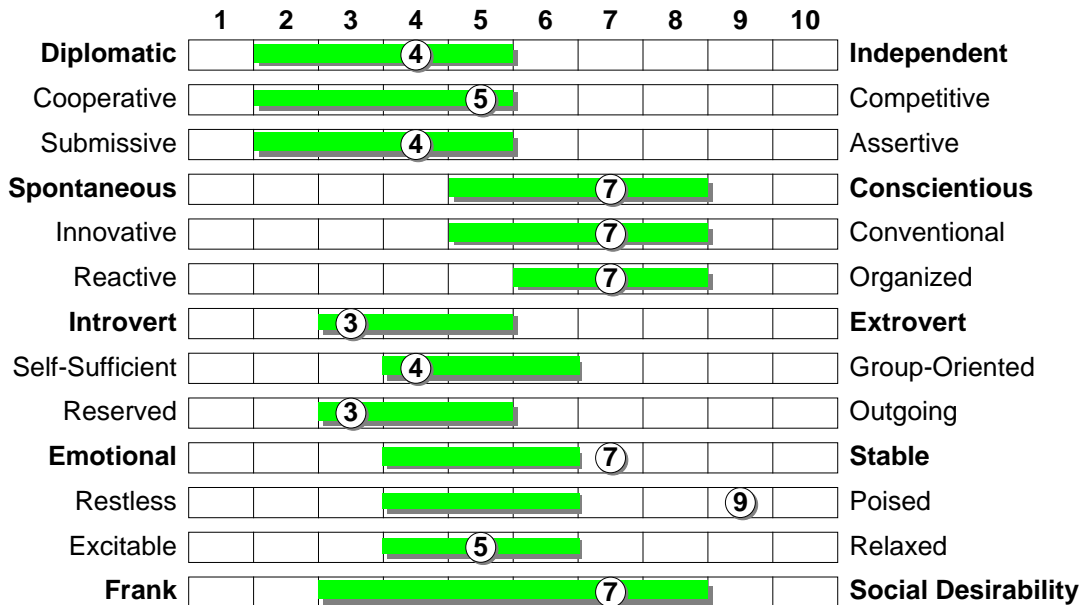
Abilities



Motivation/Interests



Personality



A Prevue benchmark illustrates the required characteristics for this job as decided by management. The shadowed areas above graphically represent the benchmark for this *Administration Clerk position. The number on each scale is Joanne Allenby's actual score. The following percentage reflects the degree of suitability of her scores when compared to this benchmark.

Prevue Job Suitability

The Prevue benchmark suitability should comprise not more than one-third of the selection decision process. The other aspects of the selection decision process, including the job interview, candidate history and background check, should be furnished by management.

Benchmark Suitability

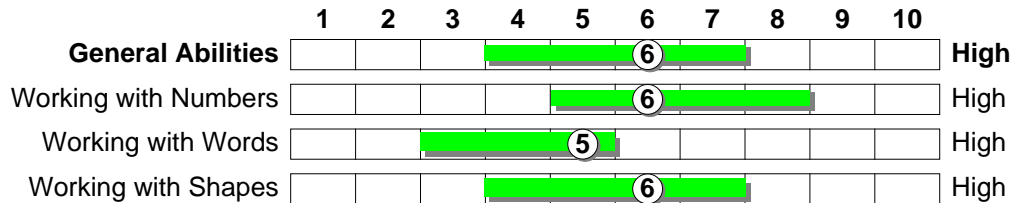
94%

Prevue Benchmark

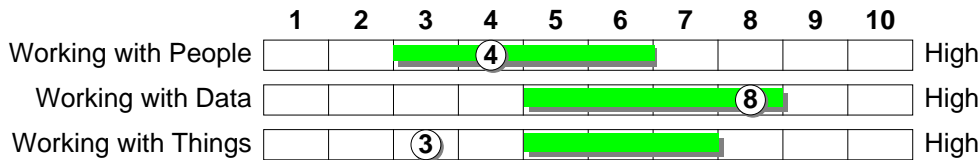
Joanne Allenby

*Inventory Controller

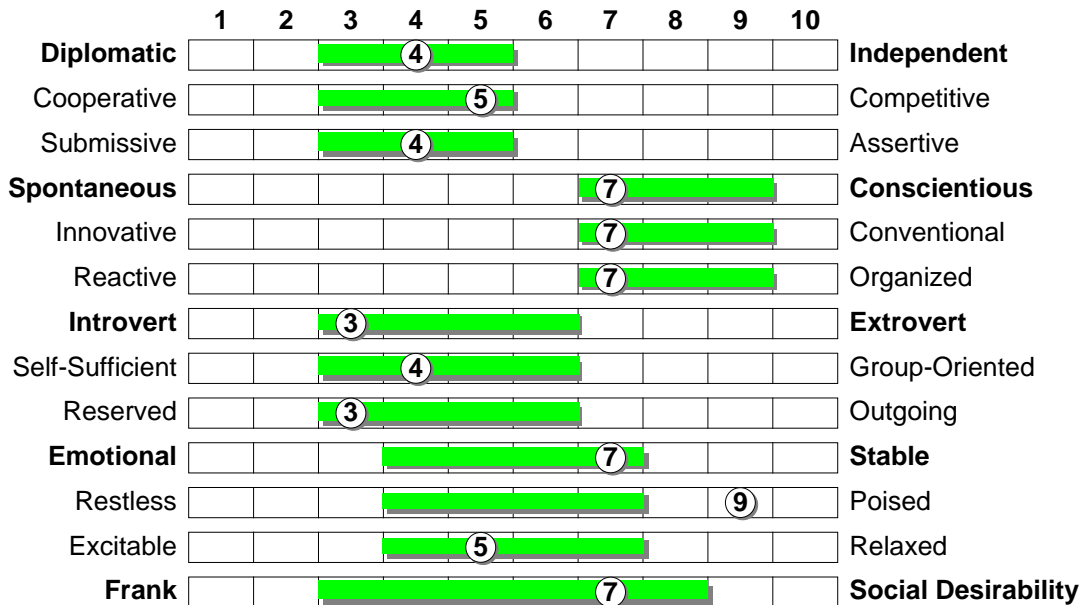
Abilities



Motivation/Interests



Personality



A Prevue benchmark illustrates the required characteristics for this job as decided by management. The shadowed areas above graphically represent the benchmark for this *Inventory Controller position. The number on each scale is Joanne Allenby's actual score. The following percentage reflects the degree of suitability of her scores when compared to this benchmark.

Prevue Job Suitability

The Prevue benchmark suitability should comprise not more than one-third of the selection decision process. The other aspects of the selection decision process, including the job interview, candidate history and background check, should be furnished by management.

Benchmark Suitability

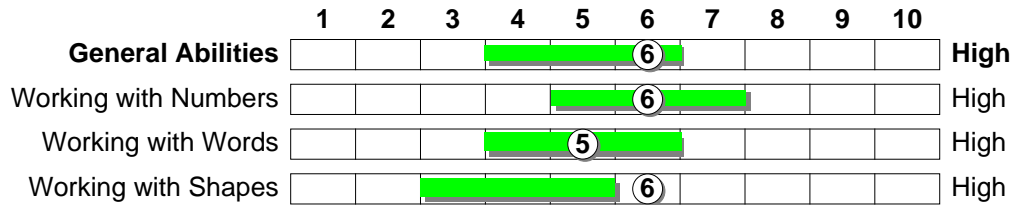
92%

Prevue Benchmark

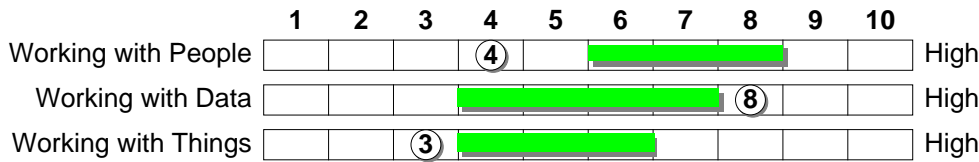
Joanne Allenby

*Inside Sales Administrator

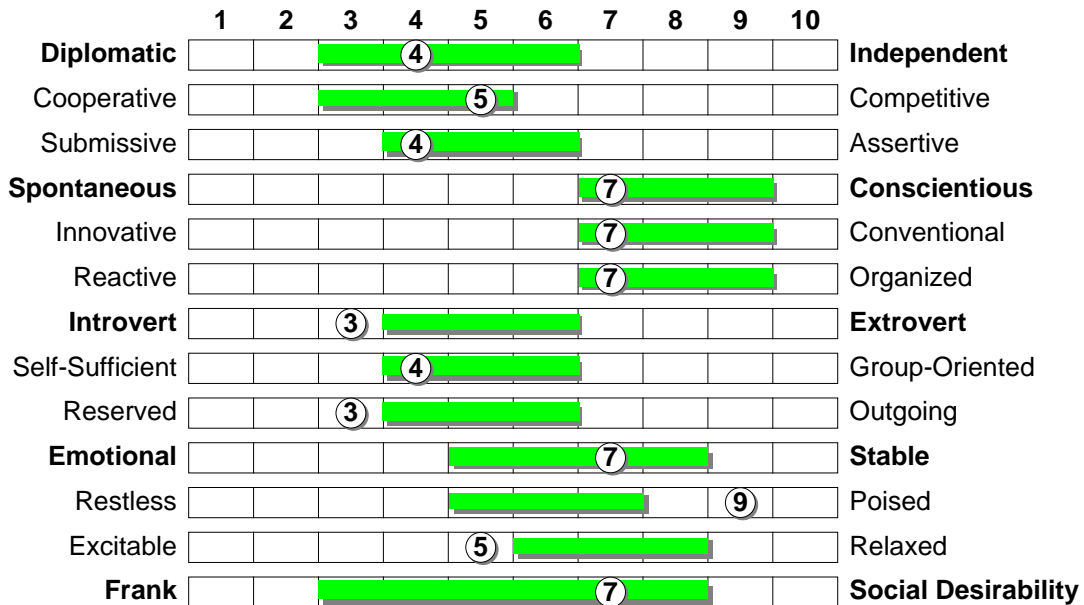
Abilities



Motivation/Interests



Personality



A Prevue benchmark illustrates the required characteristics for this job as decided by management. The shadowed areas above graphically represent the benchmark for this *Inside Sales Administrator position. The number on each scale is Joanne Allenby's actual score. The following percentage reflects the degree of suitability of her scores when compared to this benchmark.

Prevue Job Suitability

The Prevue benchmark suitability should comprise not more than one-third of the selection decision process. The other aspects of the selection decision process, including the job interview, candidate history and background check, should be furnished by management.

Benchmark Suitability

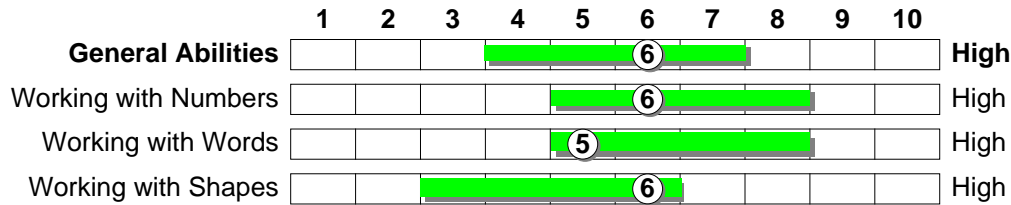
83%

Prevue Benchmark

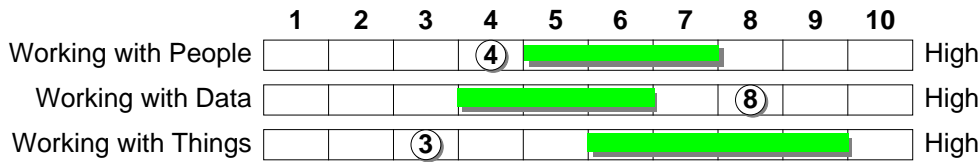
Joanne Allenby

*Executive Assistant

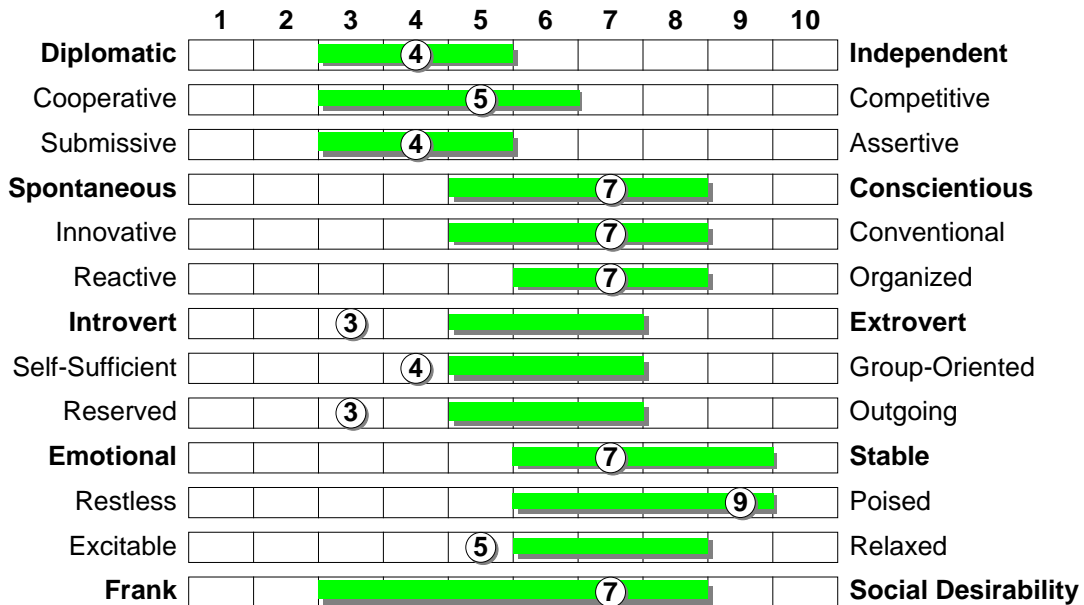
Abilities



Motivation/Interests



Personality



A Prevue benchmark illustrates the required characteristics for this job as decided by management. The shadowed areas above graphically represent the benchmark for this *Executive Assistant position. The number on each scale is Joanne Allenby's actual score. The following percentage reflects the degree of suitability of her scores when compared to this benchmark.

Prevue Job Suitability

The Prevue benchmark suitability should comprise not more than one-third of the selection decision process. The other aspects of the selection decision process, including the job interview, candidate history and background check, should be furnished by management.

Benchmark Suitability

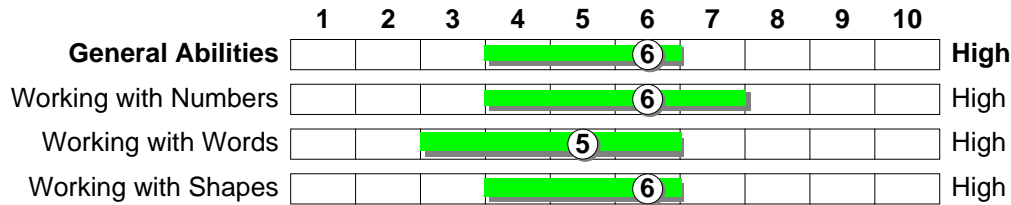
79%

Prevue Benchmark

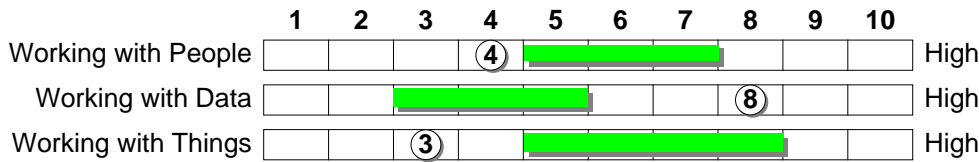
Joanne Allenby

*Service Dispatcher

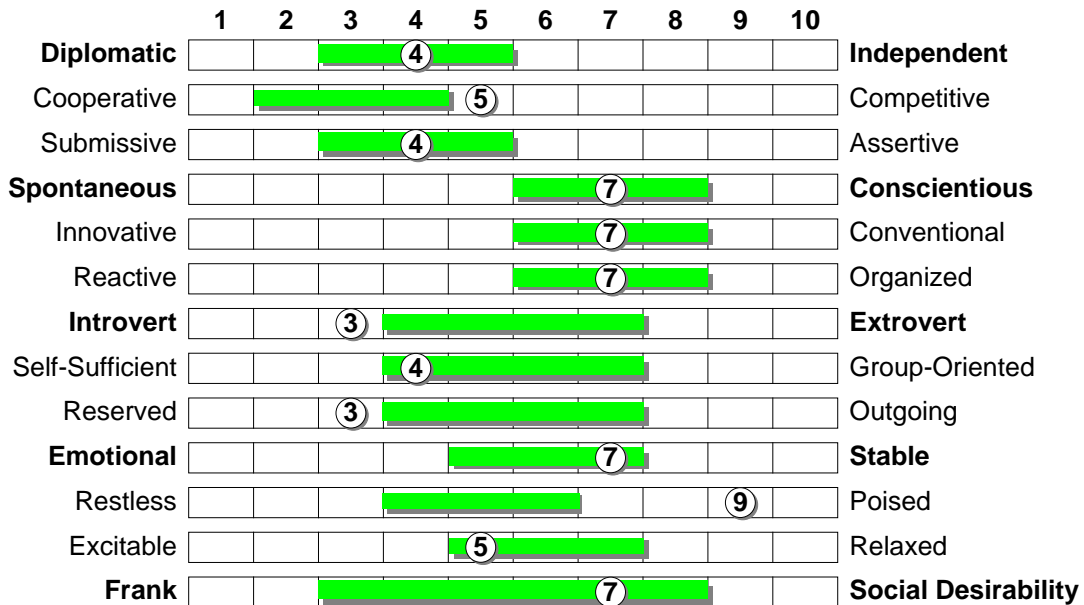
Abilities



Motivation/Interests



Personality



A Prevue benchmark illustrates the required characteristics for this job as decided by management. The shadowed areas above graphically represent the benchmark for this *Service Dispatcher position. The number on each scale is Joanne Allenby's actual score. The following percentage reflects the degree of suitability of her scores when compared to this benchmark.

Prevue Job Suitability

The Prevue benchmark suitability should comprise not more than one-third of the selection decision process. The other aspects of the selection decision process, including the job interview, candidate history and background check, should be furnished by management.

Benchmark Suitability

78%