

Your Company Name

Prevue Report

Selection

Personal Development

Individual

- **Succession Planning**
Working Characteristics

regarding the position of

****Customer Service Representative**

20/05/2003

Serviced By:

Prevue Distributor

(888) 277-3883



Prevue Succession Plan

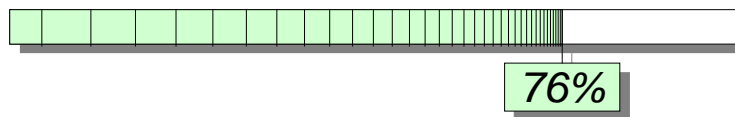
**Customer Service Representative

The following Prevue Succession Planning Report will enhance your internal resource management.

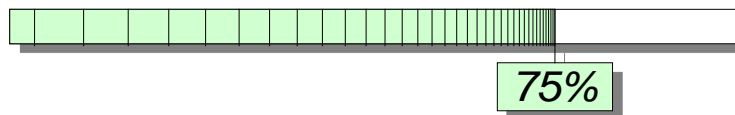
The *Customer Service Representative benchmark has been compared to the candidates selected. You may repeat this process as often as required, and select as many candidates as you wish. The software calculates each Prevue candidate's suitability, and lists them in a descending order of percentage fit.

The following candidates were chosen for this Succession Planning report.

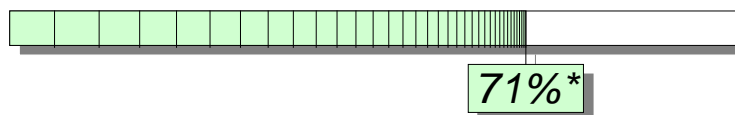
1. Sample, Sarah



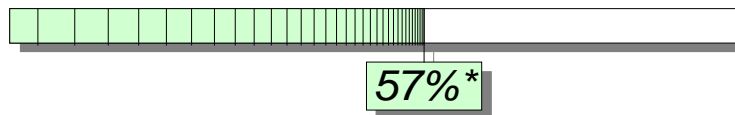
2. Sample, Alan



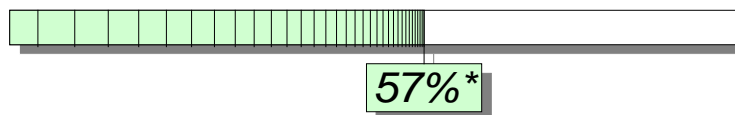
3. Sample, Mary



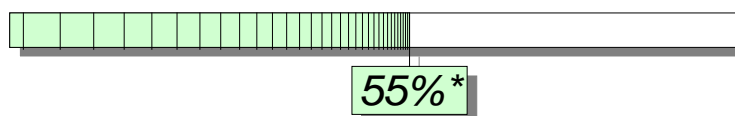
4. Sample, John



5. Sample, Joe



6. Sample, John



Prevue Succession Plan

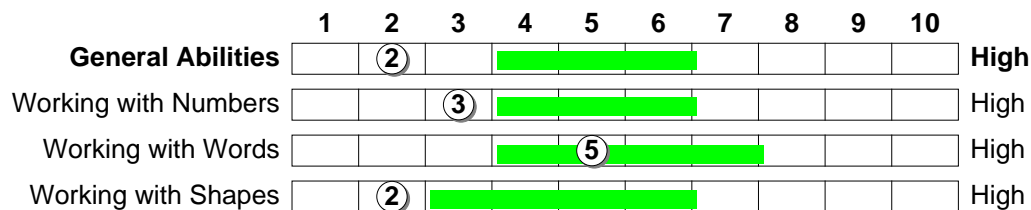
As part of this benchmark's design process, management resolved that certain interview areas of the Prevue sten graph are of significant importance to successful job performance. Any benchmark with a candidate's score in a critical interview area will be identified by an {*} next to the benchmark suitability percentage. Therefore the other factors that contribute to a decision, including position interview and performance appraisal, should bear more importance for that particular benchmark.

Prevue Benchmark

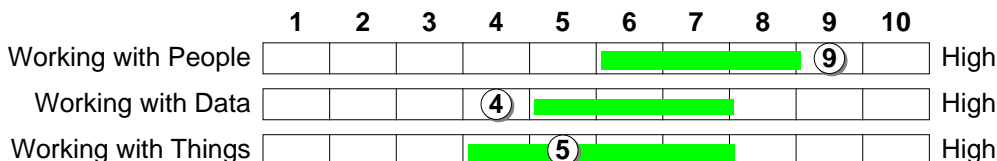
Sarah Sample

****Customer Service Representative**

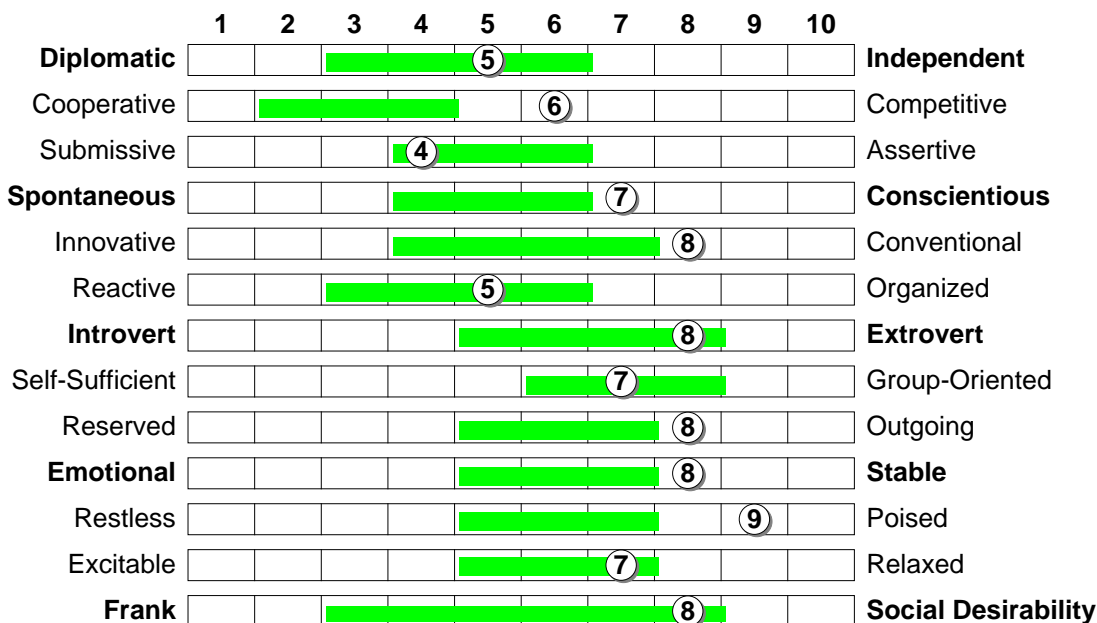
Abilities



Motivation/Interests



Personality



A Prevue benchmark illustrates the required characteristics for this job as decided by management. The shadowed areas above graphically represent the benchmark for this *Customer Service Representative position. The number on each scale is Sarah Sample's actual score. The following percentage reflects the degree of suitability of her scores when compared to this benchmark.

Prevue Job Suitability

The Prevue benchmark suitability should comprise not more than one-third of the selection decision process. The other aspects of the selection decision process, including the job interview, candidate history and background check, should be furnished by management.

Benchmark Suitability

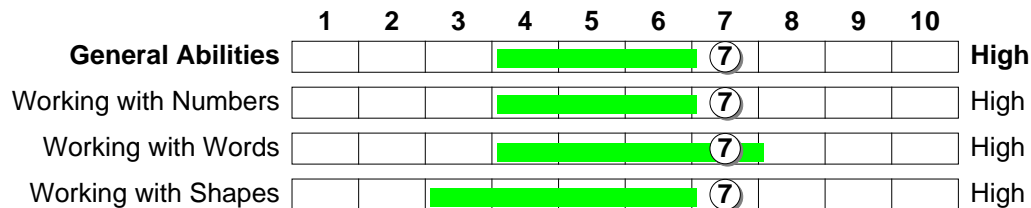
76%

Prevue Benchmark

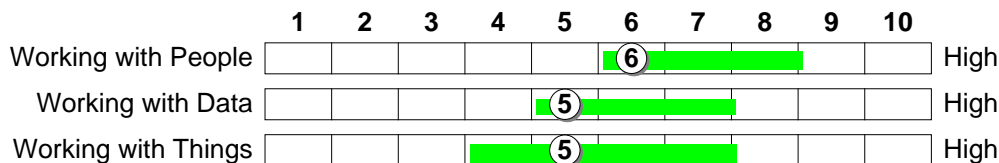
Alan Sample

****Customer Service Representative**

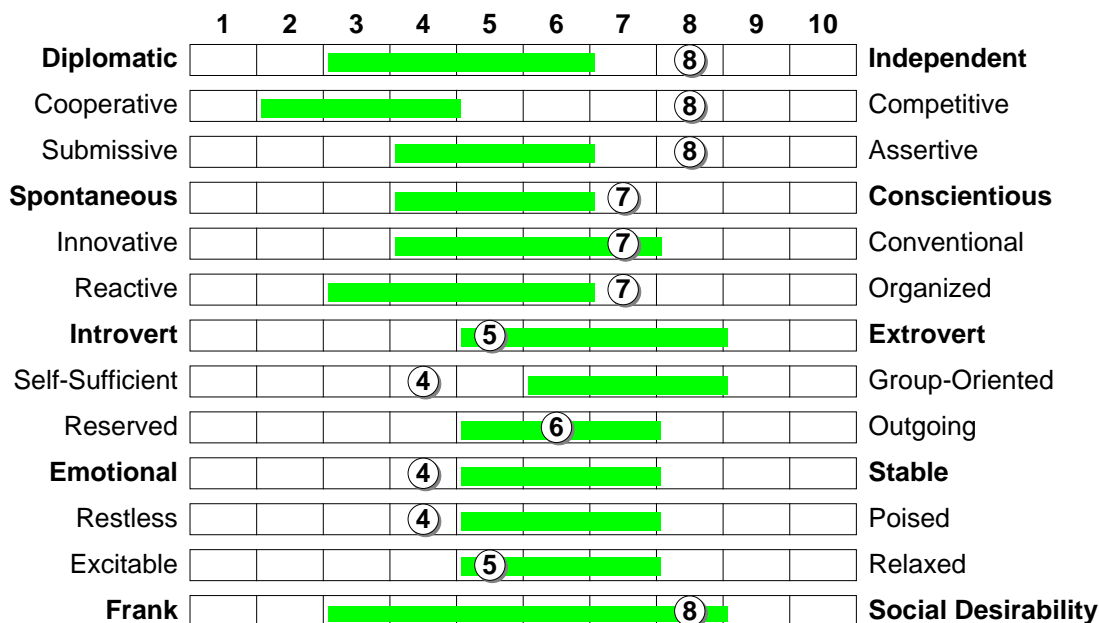
Abilities



Motivation/Interests



Personality



A Prevue benchmark illustrates the required characteristics for this job as decided by management. The shadowed areas above graphically represent the benchmark for this *Customer Service Representative position. The number on each scale is Alan Sample's actual score. The following percentage reflects the degree of suitability of his scores when compared to this benchmark.

Prevue Job Suitability

The Prevue benchmark suitability should comprise not more than one-third of the selection decision process. The other aspects of the selection decision process, including the job interview, candidate history and background check, should be furnished by management.

Benchmark Suitability

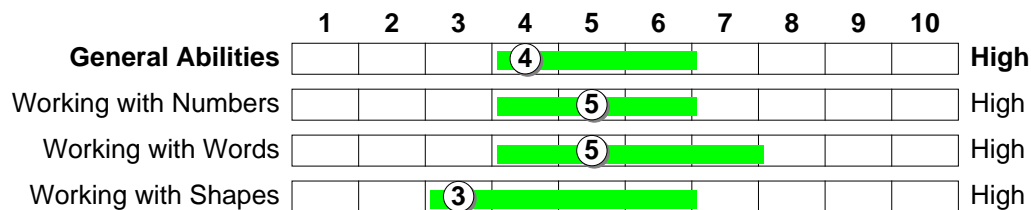
75%

Prevue Benchmark

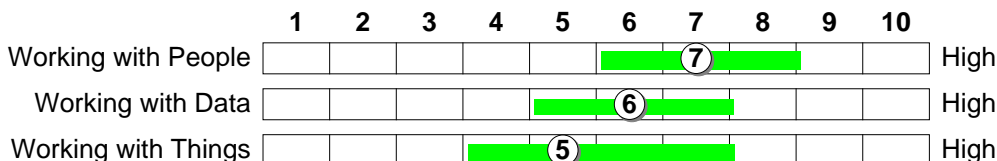
Mary Sample

****Customer Service Representative**

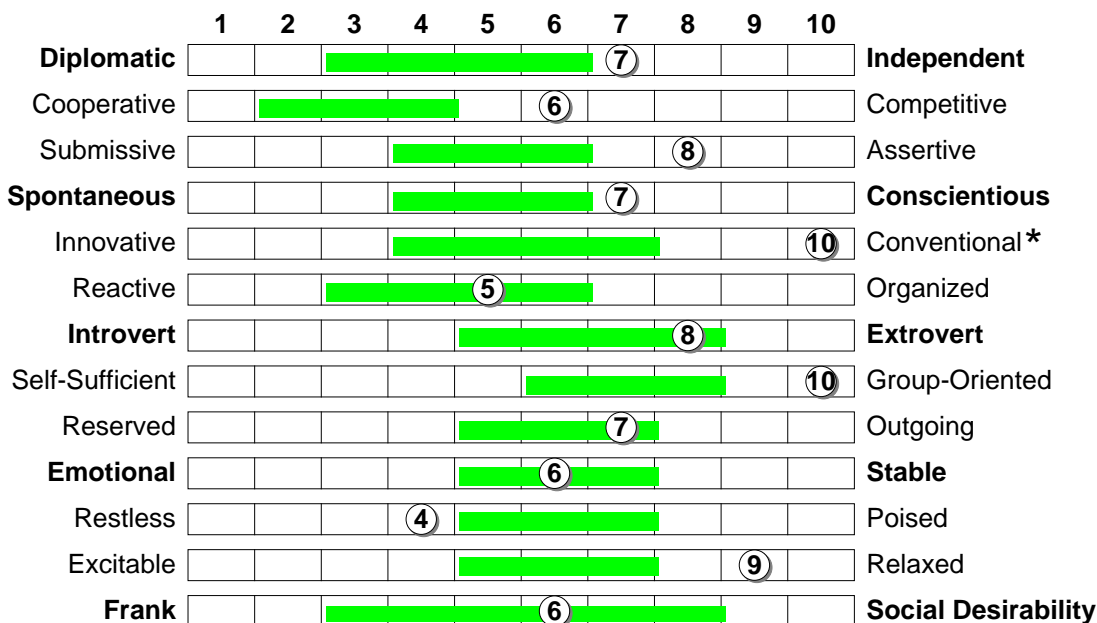
Abilities



Motivation/Interests



Personality



* = Critical Interview Area

A Prevue benchmark illustrates the required characteristics for this job as decided by management. The shadowed areas above graphically represent the benchmark for this *Customer Service Representative position. The number on each scale is Mary Sample's actual score. The following percentage reflects the degree of suitability of her scores when compared to this benchmark.

Prevue Job Suitability

The Prevue benchmark suitability should comprise not more than one-third of the selection decision process. The other aspects of the selection decision process, including the job interview, candidate history and background check, should be furnished by management.

Benchmark Suitability

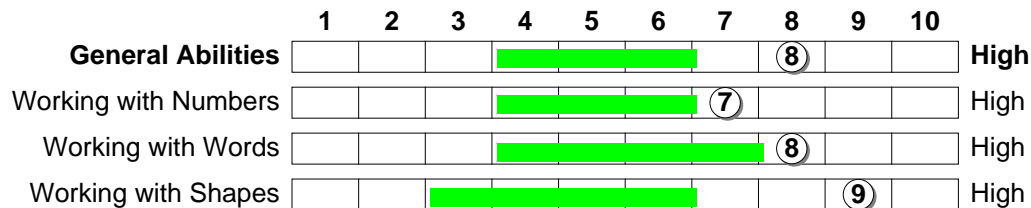
71%*

Prevue Benchmark

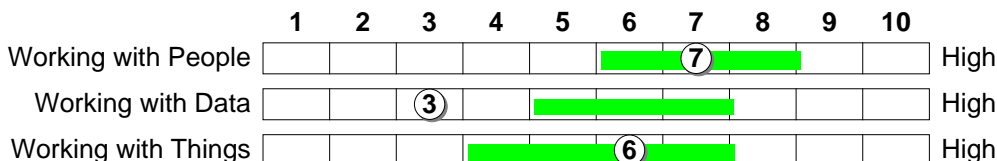
John Sample

****Customer Service Representative**

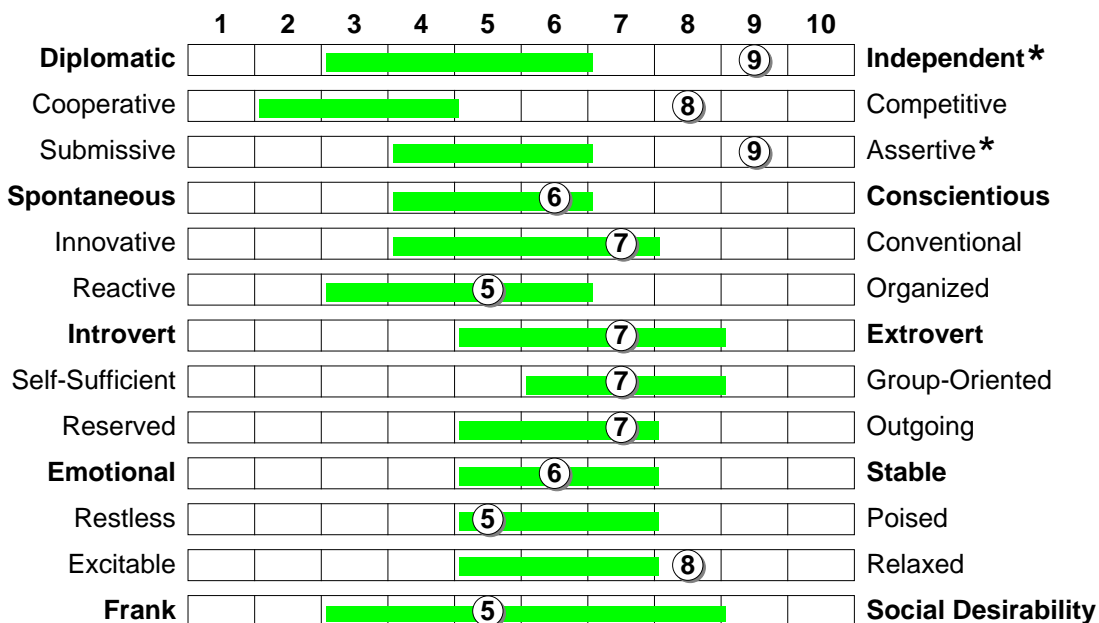
Abilities



Motivation/Interests



Personality



* = Critical Interview Area

A Prevue benchmark illustrates the required characteristics for this job as decided by management. The shadowed areas above graphically represent the benchmark for this *Customer Service Representative position. The number on each scale is John Sample's actual score. The following percentage reflects the degree of suitability of his scores when compared to this benchmark.

Prevue Job Suitability

The Prevue benchmark suitability should comprise not more than one-third of the selection decision process. The other aspects of the selection decision process, including the job interview, candidate history and background check, should be furnished by management.

Benchmark Suitability

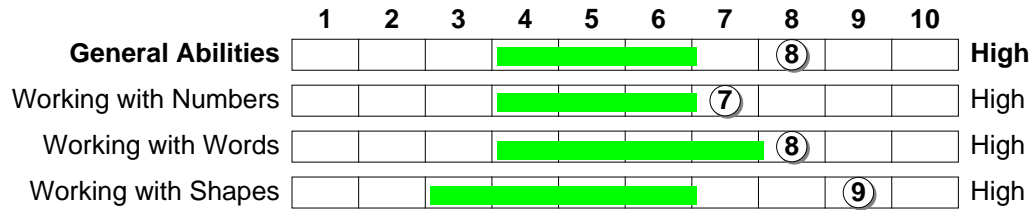
57%*

Prevue Benchmark

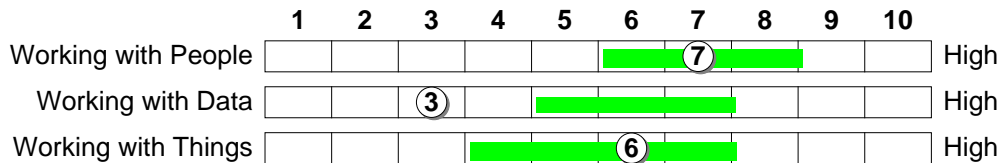
Joe Sample

****Customer Service Representative**

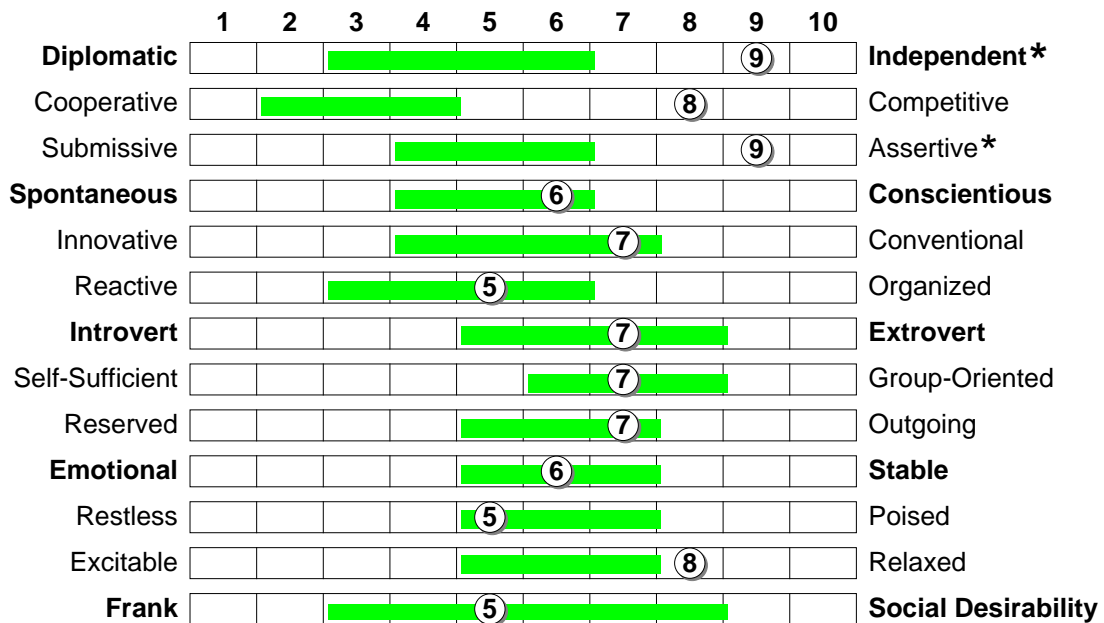
Abilities



Motivation/Interests



Personality



* = Critical Interview Area

A Prevue benchmark illustrates the required characteristics for this job as decided by management. The shadowed areas above graphically represent the benchmark for this *Customer Service Representative position. The number on each scale is Joe Sample's actual score. The following percentage reflects the degree of suitability of his scores when compared to this benchmark.

Prevue Job Suitability

The Prevue benchmark suitability should comprise not more than one-third of the selection decision process. The other aspects of the selection decision process, including the job interview, candidate history and background check, should be furnished by management.

Benchmark Suitability

57%*